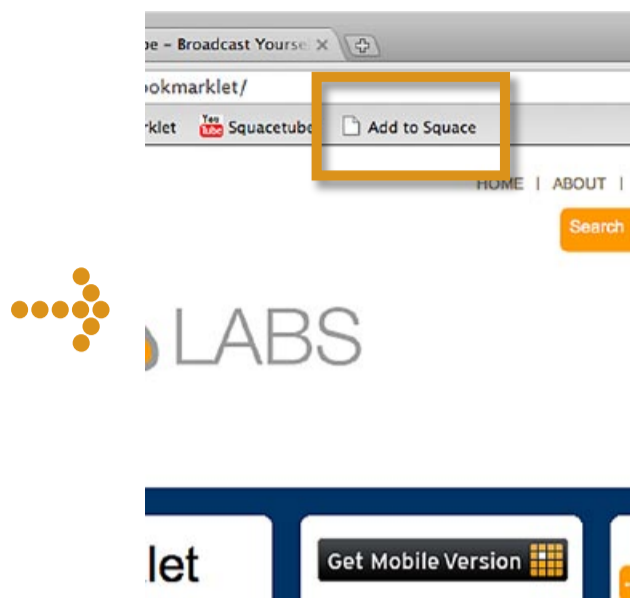
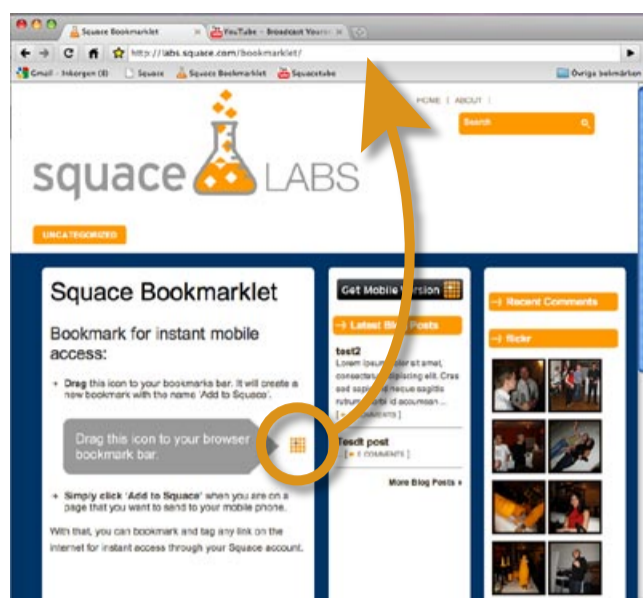


# Squace new browser tool: The Go Mobile Bookmarklet

## Step 1: How to add the bookmarklet tool to your browser



labs.squace.com/bookmarklet/

The result: You have added the Squace bookmarklet correctly!

1. Go to the page <http://labs.squace.com/bookmarklet/>
2. Drag the Squace icon to the bookmark toolbar in your browser
3. Now you should see the bookmarklet "Add to Squace" in your toolbar

## Step 2: How to bookmark something from your web page to your mobile



Your chosen webpage




Landingpage add facts/sign in




Landingpage confirmation & sharing

1. Go to the web page you want to read in a easy mobile format your mobile
2. When on page - just click on "Add to Squace" in the browser toolbar.
3. On the bookmark landingpage: Add the sorting facts you for your page, sign up, log in or if logged in just click on "Add to My Stuff".
4. Now you get a confirmation page telling you that your bookmark is upload on your mobile and how the possibility to share this experience with your friends.

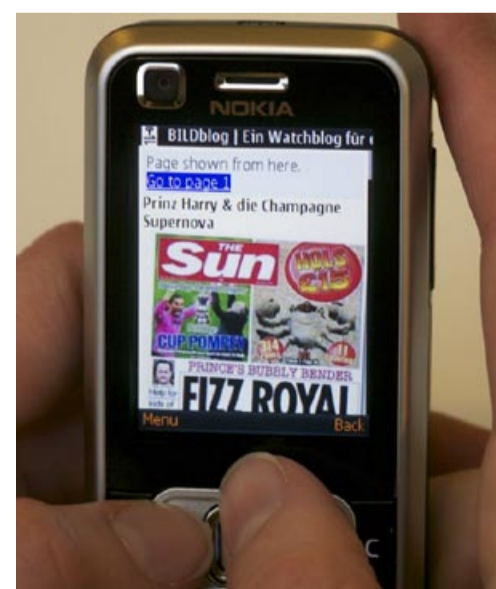
## Step 3: How to read the web page on your mobile



1. Start Squace. You have a Inbox message. Click on it.



2. Now find your page in the easy to navigate grid.



3. Click to open and read!